







Interference Suppression Capacitor



Ph: 847-675-1865
 Fax: 847-675-3345
 Email: sales@icd-sales.com
 Website: www.icd-sales.com



-  Metallized Polypropylene Film
-  Metal spray layer
-  Connecting wire

MKP-X2

THB-Version- Temperature Humidity Bias

Construction:

- Dielectric : Polypropylene Film.
- Electrodes : Zinc Metallization.
- Winding : non-inductive type.
- Leads : Tinned wire.
- Outer coating : Flame retarding plastic case and epoxy filled.

Feature:

Excellent longterm-stability under tough environmental conditions - such as high ambient temperatures and high humidity
 Self-healing properties.
 In accordance with UL , CUL , ENEC , CQC safety regulations
 Class X2

Recommended Application:

- All applications with high demand on excellent longterm-stability, such as:
- Power Meters
 - Capacitive Power Supply applications
 - Outdoor applications
 - For severe ambient conditions
 - For connection in series with the mains
 - Across the lin
 - EMI filter

Electrical Characteristics:

Related Documents	IEC 60384-14 , UL 1414 , UL 1283 , CQC					
Rated Voltage	305VAC (ENEC , CQC) , 310VAC (UL , CUL).					
Rated Temperature	-40°C ~ +110°C					
Capacitance Range	0.047µF ~ 10.0µF.					
Dissipation Factor	0.1% or less. at 1Khz , 20± 5°C					
Insulation Resistance	Terminal to Terminal: ≥15000MΩ at DC 100V (C≤ 0.33µF) ≥ 5000MΩ× µF at DC 100V (C>0.33µF)		Terminal to Enclosure: ≥30000MΩ at DC 100V ≥500MΩ at DC 500V			
Withstand Voltage	[Between terminal] : Nothing abnormal shall be found when apply a voltage specified below for 1 minute C≤0.0068µF: AC 1500V or DC 2121V , C>0.0068µF: AC 1000V or DC 1768V. Cut-off Current AC : 2A , DC : 10mA 1. Above test must connected with a current limiting resistance of 1 Ω / Voltage. 2. Slow-up voltage speed : 100V/sec. [Between terminal and enclosure] : Nothing abnormal shall be found when apply a voltage of 2050Vac for 1 minute.					
Rated Voltage	V _R	Pitch	15m/m	22.5m/m	27.5m/m	37.5m/m
Pulse Slope dV/dt (V/µs) at 630VDC			300	180	120	100
Climate Category	code letter G and number 40 = Minimum limit temperature.... -40°C. code letter M and number 110 = Maximum limit temperature.... +110°C. code letter F and number 56 = Maximum limit of Relative Humidity The days of damp heat test..... 56 days. code letter B = Category of Passive flammability.					



Interference Suppression Capacitor



Ph: 847-675-1865
 Fax: 847-675-3345
 Email: sales@icd-sales.com
 Website: www.icd-sales.com

Reliability Test:

Test Method	Requirements
Temperature: 85°C Relative humidity: 85% Voltage applied: 240 VAC Duration: 1000 hours	Capacitance change $ \Delta C/C : \leq 10\%$ DF change $\Delta \tan \delta \leq 1.0\%$ at 1Khz Insulation Resistance: $\geq 50\%$ of spec value

SAFETY APPROVALS :

LOGO MARK	COUNTRY	APPROVAL STANDARD	APPROVAL NO.	CLASS	CAP. RANGE	RATED VOLTAGE
UL CUL	U.S.A CANADA	UL-1414 UL-1283	E149075 E221690	FOWX2 FOKY2	0.0047μF ~ 1.0μF 0.0047μF ~ 10μF	250VAC 310VAC
CB TEST	EUROPE	IEC-60384-14 SECOND EDITION	SE-66904	X2	0.0047μF ~ 10μF	305VAC
ENEC	EUROPE	EN-132400 IEC-60384-14 SECOND EDITION	SE/0252-2B	X2	0.0047μF ~ 10μF 40/110/56/B	305VAC
CQC	CHINA	GB/T14472 (1998)	CQC11001064918	X2	0.0047μF ~ 10μF	305VAC

Cap. (μF)

Size unit: m/m

Cap \ Size	W	H	T	P	dφ
0.047	18	12	6	15	0.8
0.068	18	13	7	15	0.8
0.1	18	13.5	7.5	15	0.8
0.15	18	13.5	7.5	15	0.8
0.22	18	15	9	15	0.8
0.33	18	18	10	15	0.8
0.47	18	19	12.5	15	0.8
0.15	26	14.5	6	22.5	0.8
0.22	26	15	7.5	22.5	0.8
0.33	26	17	8	22.5	0.8
0.47	26	19	10	22.5	0.8
0.56	26	20	10	22.5	0.8
0.68	26	20	11.5	22.5	0.8
0.82	26	22	12	22.5	0.8
1.0	26	24	13.5	22.5	0.8

Cap \ Size	W	H	T	P	dφ
0.47	31	18	9	27.5	0.8
0.56	31	20	10	27.5	0.8
0.68	31	20	10	27.5	0.8
0.82	31	21	11	27.5	0.8
1.0	31	22	13	27.5	0.8
1.5	31	24.5	15	27.5	0.8
2.2	31	28	18	27.5	0.8
3.3	41.5	30	18	37.5	1.0
3.9	41.5	32	20	37.5	1.0
4.7	41.5	35	21	37.5	1.0
5.6	41.5	36	24	37.5	1.0
6.8	41.5	39	26	37.5	1.0
8.2	41.5	41	29	37.5	1.0
10	41.5	45	32	37.5	1.0
-	-	-	-	-	-

- available in bulk, or in taped/reel for pitch 15mm, pitch 22.5m and pitch 27.5mm.*

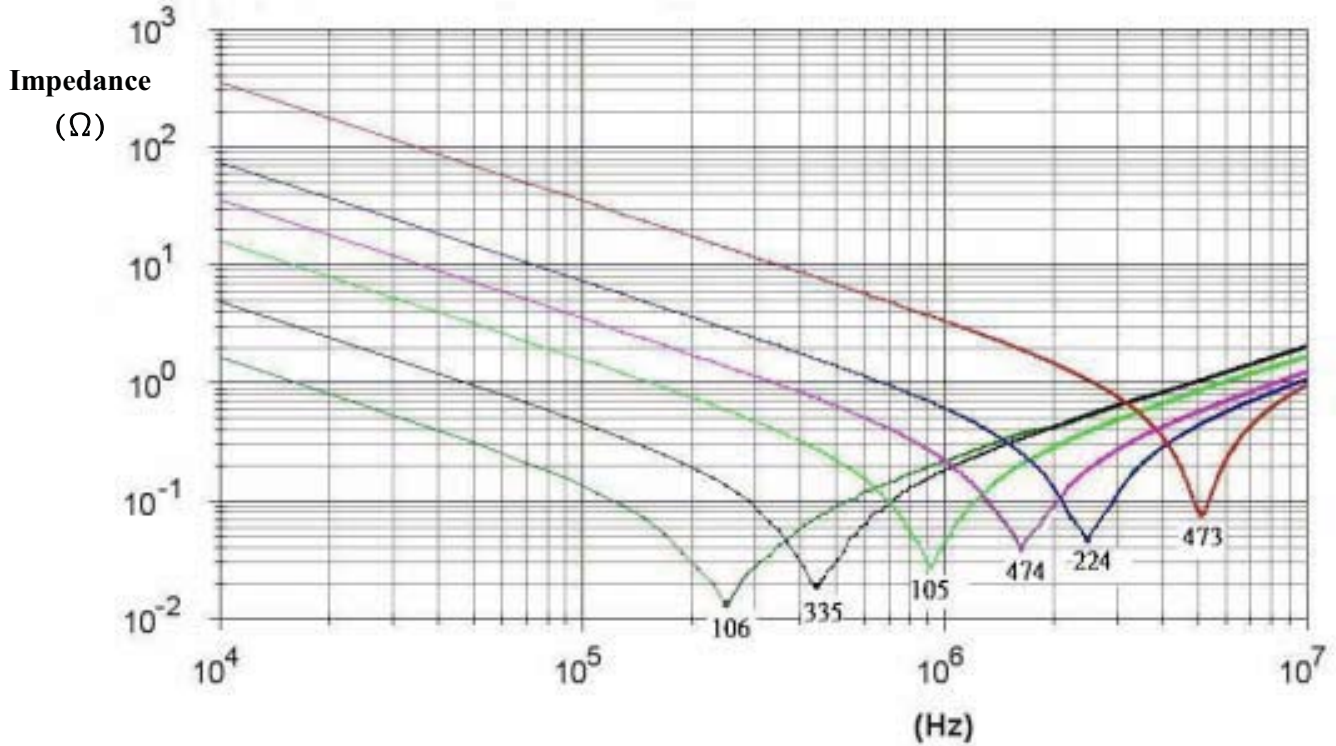


Interference Suppression Capacitor

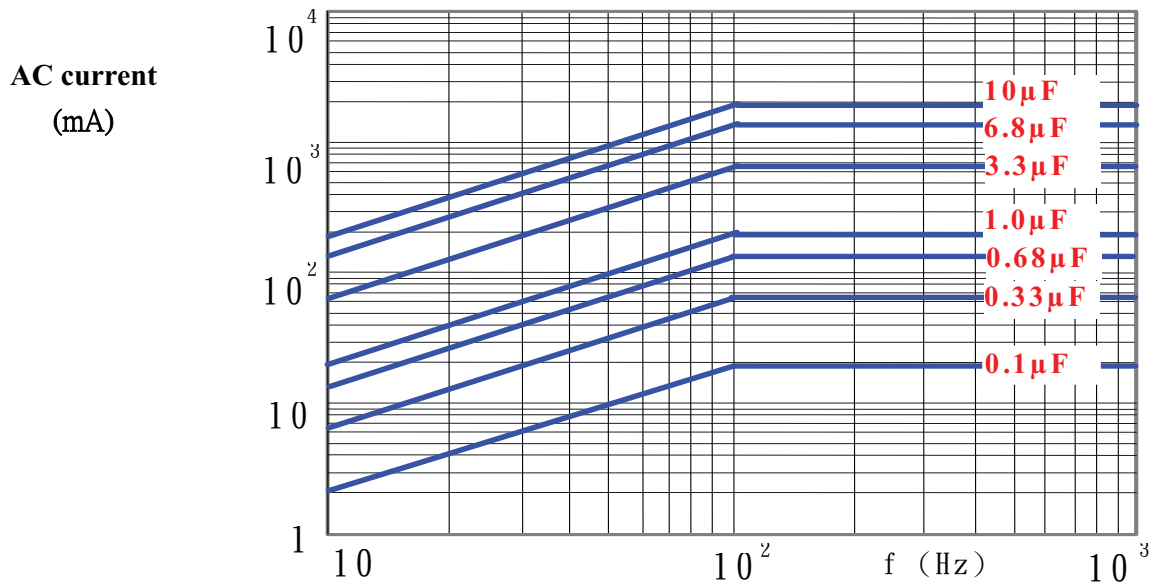


Ph: 847-675-1865
 Fax: 847-675-3345
 Email: sales@icd-sales.com
 Website: www.icd-sales.com

IMPEDANCE



AC current (RMS value)



AC current (RMS value) as a function of frequency at $T_{amb} \leq 110^{\circ}C$